

IOLITE[®]


SPMU ARCHITECTURE


M6
NEEDLE



● ●
● ● ●
1205M1 

● ● ●
● ● ● ●
1207M1 

● ● ● ●
● ● ● ● ●
1209M1 

● ● ● ● ●
● ● ● ● ● ●
1211M1 

● ● ● ● ● ● ●
● ● ● ● ● ● ● ●
1215M1 

●
● ●
1203RS 


● ● ●
● ●
1205RS 

● ● ●
● ● ●
● ●
1207RS 


● ● ●
● ● ● ●
● ● ●
● ●
1209RS 




1211RS




1214RS




1205RM




1207RM




1209RM




1211RM




1215RM



1219RM



1223RM



1217RM



0601RL



0401RL




0801RL




1001RL




1201RL



1003RL




0803RL




1203RL







1005RL




0805RL




1205RL




1207RL



1209RL



1211RL



1214RL



1218RL

04: Ø0.15 mm
 06: Ø0.20mm
 08: Ø0.25mm
 10: Ø0.30mm
 12: Ø0.35mm

RL = Round Liner needles are used for lining.
 RS = Round Shader needles are used for shading.
 M1 = Magnums are used for filling large spaces, blending & shading.
 RM= Curved Magnums are easier on the skin due to their curvature. For filling, blending and shading in delicate areas that have curvature.

FOR PROFESSIONAL USE ONLY
 WWW.IOLITELASHES.COM

